



big cutting depth up to 130 mm



**Cutting system
ETR 350**

**The powerful dry cutting
system for dust reduced cutting**

USE:

- Cutting of mineral materials, f. e. concrete, brick and natural stone
- Breakthroughs into brickwork
- Wall cuttings for installations
- Slitting of expansion joints
- Civil engineering, drilling and sawing operators, garden and landscaping trade

FEATURES:

- Special oil bath gearbox with optimal adjusted speed for fast working
- Best results in system with the EE premium diamond cutting disc
- Immersion function
- Adjustable cutting depth limitation without any tools f. e. for the cutting of screed (accessory)
- Adapter for working near to the edge (accessory)
- Exact wall cuttings by using a guide rail – easy mounting, easy feed, low vibration
- Wide supporting rolls – exact guiding
- Spindle lock – easy change of tools
- Robust metal suction hood
- Handle and hood adjustable – ergonomic handling in different working positions
- Nozzle diameter 35 mm – direct connection to industrial vacuum cleaner DSS 25/50/35
- Electronic – soft start, temperature and overload cut-off
- Cut-off carbon brushes – protection of the motor



Ø 350

special developed
suction system for
dust reduced working

SPECIFICATIONS	ETR 350
Power input	2700 W
Rated voltage	230 V ~
Rated speed	2200 rpm
Max. disc diameter	350 mm
Max. cutting depth	130 mm
Spindle connection	Ø 25.4 mm
Weight	12.5 kg
Order no	06815000

Supplied

in a box incl. dust guard,
diamond cutting disc and
assembly tools



Precise cutting depth
adjustment (accessory)



Working near to the edge
with accessory set + diamond
cutting disc (accessory)



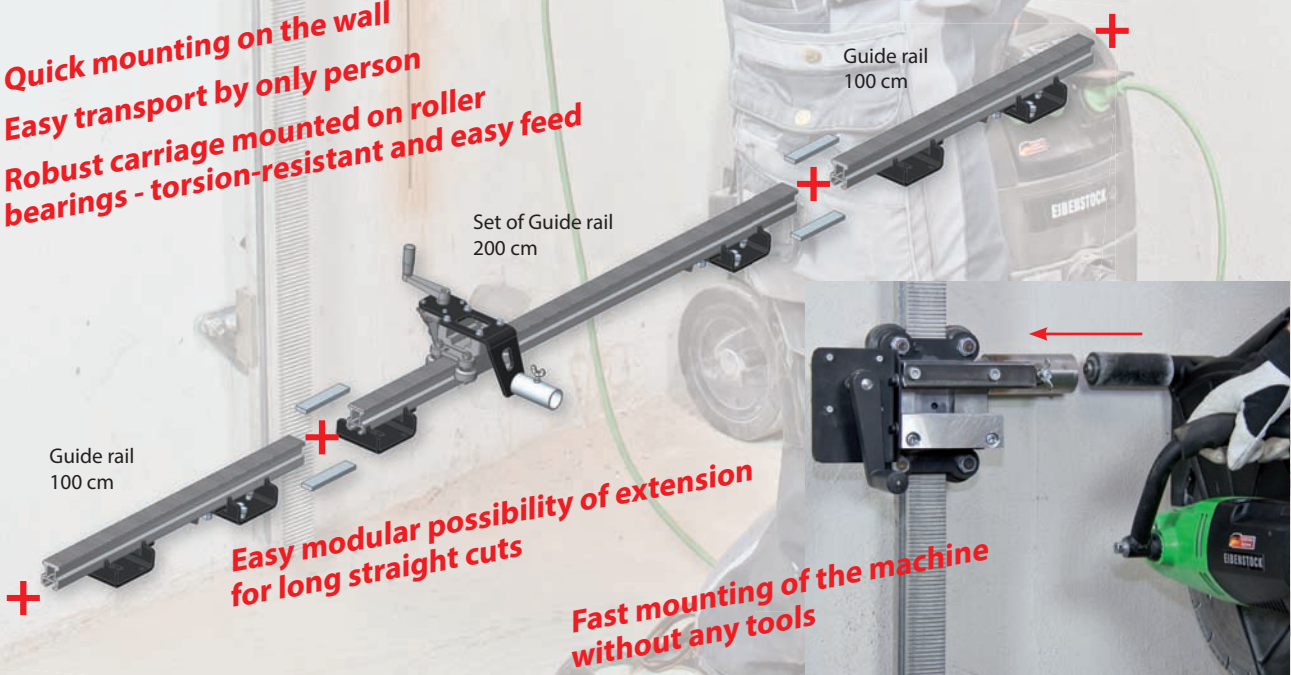
Scheduled to become available in I. Quarter 2016

SYSTEM OF GUIDE RAILS AS ACCESSORY

**Safe, precise and energy-saving -
System of Guide Rails with crank feed
for relaxed working (accessory)**



**Quick mounting on the wall
Easy transport by only person
Robust carriage mounted on roller
bearings - torsion-resistant and easy feed**



Guide rail
100 cm

Set of Guide rail
200 cm















Guide rail
100 cm

**Easy modular possibility of extension
for long straight cuts**

**Fast mounting of the machine
without any tools**



Sawing/Cutting/Slitting ACCESSORIES

FOR CUTTING AND GRINDING SYSTEMS			
	15	Diamond cutting disc Ø 230 mm	37448000
	16	Diamond cutting disc Premium, Ø 350 mm	3744G000
	17	Diamond cutting disc near to the edge Premium, Ø 350 mm	3744H000
	18	Set of Adapter for cutting near to the edge for ETR 350	3744K000
	19	Adjustment and limitation for cutting depth incl. cover plate for ETR 350	3744L000
	20	Set of Guide rail, 200 cm incl. machine holder and mounting for ETR 350	3744N000
	21	Guide rail, 100 cm incl. connection and mounting for ETR 350	3744P000
FOR DOUBLE BLADE SWORD SAW			
	22	Blade set Universal Premium, 2 parts	37452000
FOR WALL CHASERS			
	23	Diamond blade Premium Ø 125 mm	3744D000
	24	Diamond blade Standard Ø 150 mm	37440000
	25	Diamond blade Premium Ø 150 mm	37441000
	26	Diamond blade Premium Ø 180 mm	37443000
	27	Distance disks for EMF 150/EMF 180 for the using of 3 blades	3744E000
	28	Distance disks for EMF 150/EMF 180 for the using of 4 blades	37445000